

VEGAS
COSMETICS

BODY FORMER
Waterproof



INNOVATIVE BODY MODELLING CONCEPT

USER MANUAL

Warnings	22
Body Former specifications	23
Preparations / Precautions	24
Method of use	24
Functions and Programmes	25
Steps for effective treatment	27
Movements	27

INFORMATION FOR CORRECT USE OF THE BODY FORMER

Thank you for purchasing our Body Former equipment. We wish you great moments of well-being and beauty with Body Former.

Body Former was developed exclusively for beauty treatments that can be done in the comfort of your own home. Body Former is not designed for medical treatment or for infirmity. Vegas Cosmetics shall not be held responsible for damage caused by use that goes against the functions described in this manual.

Before using the Body Former, please read this manual carefully. If you have any questions, contact your Vegas Cosmetics Advisor or contact our services directly. Keep this manual in a safe place so you can refer to it as often as you need to.

Only use the Body Former with the cosmetic products mentioned in this manual.



CELLULITE CONTROL

Anti-cellulite and slimming lotion with a heating effect that reduces cellulite marks. A variety of important lipolytic active principles effectively eliminates fat deposits accumulated in the skin and encourages their absorption. The heating effect helps mobilise and eliminate fats in a natural way. Alongside this, it contains firming active principles that support skin toning after eliminating fatty tissue. Application: Apply daily to affected areas and massage thoroughly into the skin. You may feel your skin becoming slightly warmer, light tingling and temporary redness. Wash hands thoroughly after application. Ideal for application after Vegas Body Former treatments or individually.



FORMING GEL

Conductor gel with fat reducing and anti-cellulite properties especially developed for use with the Vegas Body Former. Important active principles, such as caffeine and organic iodine, stimulate lipolytic and thermogenic action, whereas Aloe Vera hydrates and calms the skin. Actively enhances the effects of the Vegas Body Former. Application: During the massage, apply liberally with the Body Former. Repeat, as necessary, during the treatment.



On days when you don't use Forming Gel you can use Cellulite Control.

User manual

WARNINGS

Read the information carefully before using the Body Former
The safety instructions should be followed while using the device:

1. On sensitive skin, the first application should be for a short time.
2. Carry out the treatment in a safe place. Check that the device is secure, if it falls into water, please don't touch it until it is unplugged from the socket.
3. Use only the original charger to charge the device.
4. The device should not be used if it is broken or has been dropped. It will not work correctly in these situations.
5. Do not use the device if you are pregnant, breastfeeding, menstruating, if you suffer from epilepsy, have a heart condition, have a Pacemaker, metal prostheses or an intra-uterine device (if you are having cavitation on your abdomen).
6. Do not use the device on lips, eyes or throat or on any area of the body that has undergone surgery.
7. The Body Former is designed to be used on healthy skin.
8. If you feel unwell during the procedure immediately stop the treatment. If you are unsure, seek medical advice.



Important safety information



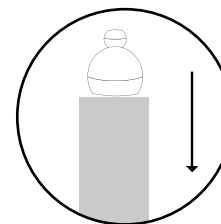
Do not try to disassemble the device



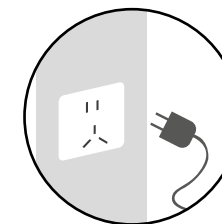
Keep out of reach of children



Keep away from heat sources

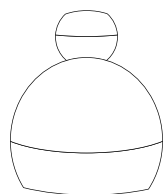


Keep in a safe place

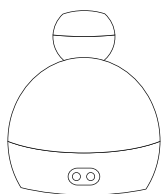


Do not use a charger other than the one that comes with the device

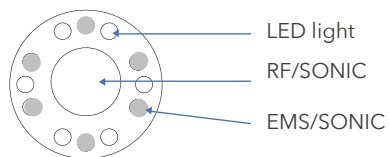
THE DEVICE:



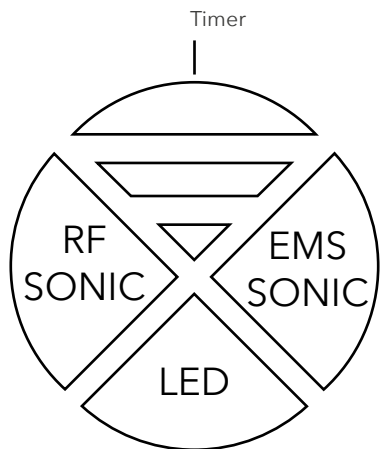
(Front)



(Back)



SCREEN AND FUNCTIONS



BEFORE USE:

TEST THE CAVITATION FUNCTION:

Place the device on a flat surface and sprinkle a few drops of water on the applicator.

Turn on the device, pressing the ON/OFF button and then press the EMS/SONIC and RF/SONIC button to activate the Ultrasound. Now select the intensity you want (low; high).

When the drops of water vibrate the Ultrasound is working correctly.

TEST SKIN FOR ALLERGIES:

Test on clean skin, on the wrist

Apply the treatment product (Forming Gel) and watch for skin reactions. If there is any unpleasant reaction during the test, stop the treatment immediately.

If there is no unpleasant reaction you can immediately use the device and the treatment product.

If at any time during use you feel discomfort or an allergic reaction, stop the treatment immediately.

METHOD OF USE

ON/OFF:

Press any function key to turn on the device. To turn off the device, press and hold a function key for 3s.

Select Programme:

Select the desired function and press the corresponding button. You can regulate the intensity by pressing the function button again.

Phototherapy (Red LED light) can be added to any program by pressing the LED button.

The activated function is indicated by the illumination of the respective button.

Level of intensity:

Level selection is available for RF/ SONIC e EMS/ SONIC. The standard is Level 1. Whenever you press the button, the intensity increases.

The order is as follows:

Level 2 -> Level 3 -> Back to Level 1

CHARGING

Charge the device at least 3 hours before the first treatment to activate the battery.

Empty: when the battery is drained, the device beeps 10 times and then turns off.

On charging: When the device is connected to the charging station, the intensity indicator flashes.

Charging finished: When charging is complete, the display will stop blinking.

Charging time	Operating time
around 3 hours	around 2 hours

FUNCTIONS AND PROGRAMMES

- Burn fat
- Smooth and plump up skin
- Eliminate wrinkles, lines and cellulite

RADIO FREQUENCY (RF)

Radio frequency is a beauty treatment use to fight flabbiness on the face or body, and is very effective to eliminate wrinkles, expression lines and localised fat and cellulite, and is a safe method with long-lasting effects.

The radio frequency device raises skin and muscle temperature to around 41°C and this contracts existing collagen and increases collagen and elastin fibre production, supporting and firming the skin. As well as this, raising temperature ruptures the membranes of fat cells, allowing them to be eliminated from the body. The results can be seen in the first few days after the first session and the result is progressive.

CAVITATION (SONIC)

Cavitation is a non-invasive method that makes it possible to model the body effectively and with visible results from the first session.

When localised fat can't be removed through diet, exercise or treatments, cavitation is the solution to losing localised fat in an effective way.

Cavitation acts upon localised fat, leading to its elimination through the lymphatic system. This method prevents the need for cosmetic surgery.

When low frequency ultrasound waves reach tissue, particularly fatty tissue, they lead to the loss of localised fat. The ultrasound waves "fragment" the cell membranes and free the fat, which is eliminated through the lymphatic system.

EMS (Electrical Muscle Stimulation)

This is a procedure that uses electric currents to treat tissue flabbiness, muscle tone and lymphatic drainage.

Electro-stimulation makes the muscles contract and increases blood circulation, improving cell oxygenation and eliminating toxins.

PHOTOTHERAPY

Red light: stimulates collagen and elastin production and improves blood circulation. Skin becomes significantly more elastic and soft.



You can add Phototherapy to any of the treatments with red.
You can use Phototherapy as a treatment.

STEPS FOR EFFECTIVE TREATMENT

1. Clean the skin;
2. Apply a generous amount of Forming Gel on the treatment area and the Body Former applicator;
3. Select the programme, the desired intensity and start massaging as shown in the images;
4. Add more product as required during the massage process;
5. After finishing the treatment remove any excess product (Forming Gel);
6. Apply Cellulite Control lotion with your hands and allow to sink in.



RECOMMENDATION

Length of treatment: 20 min. 3 x per week on interspersed days



For your safety the Body Former is programmed to 10 min. per cycle.

MOVEMENTS

To achieve the best results, follow these indications:

1- ARMS

Start with circular movements on the elbows up to the armpits.

2- CHEST

Apply the product uniformly on the chest (see Photo 1). Move the Body Former as shown in Photo 2. Do not treat the nipples, protect them!

3- WAIST AND STOMACH

Massage the waist downwards with outward motions. Using circular movements, massage around the belly button. Make large circular movements below the belly button.

4- LEGS

Start at the knee with small circular movements up to the thighs.

5- HIPS/GLUTES

Massage upwards, to firm up and stretch the skin.

6- FEET

Circular movements on the bottoms of the feet to relieve fluid retention/swelling.

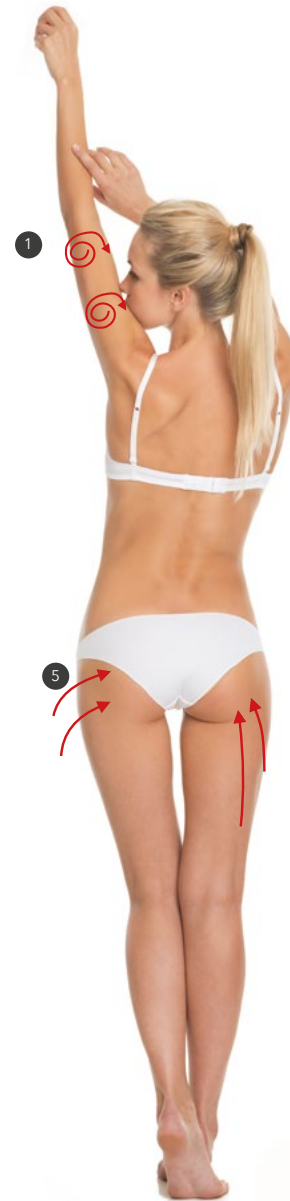
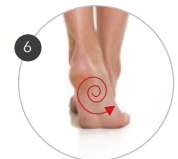


Photo 1



Photo 2



SPECIFICATIONS

VEGAS COSMETICS GmbH
OTTO-HAHN-STR.13
64823 GROSS-UMSTADT

TEL.: +49 (06078) 96 81 10
FAX: +49 (06078) 96 81 11

www.vegas-cosmetics.com
info@vegascosmetics.de

Input: 110-240V

Output: 5V 1A

Akku 900 mAh lithium battery

Measurements (mm): 990 * 990 * 94

Cavitation frequency: 800KHz

Phototherapy: red

Operating time: turns off automatically after 10 min. of use

GUARANTEE CERTIFICATE

Product model:

Body Former Waterproof

Purchase date:

Place of purchase:

Vegas Cosmetics Advisor:

1. In the unlikely event that the equipment has a fault or anomaly in the first 24 months after purchase, Vegas Cosmetics guarantees its repair for 2 years.
2. In these cases, return the equipment to our Advisor or directly to our address together with its respective purchase receipt and this original guarantee certificate.
3. Any use that is contrary or goes against the indications in this manual voids the right to guarantee.
4. Poor or improper use, such as:
 - a. Attempting to open the equipment
 - b. Damage caused by improper means of transport
 - c. Damage caused by a fall, rough handling or damage to parts or components of the equipment
 - d. Damage caused by exposure to water/damp and high temperatures are excluded from this guarantee.
5. The guarantee certificate cannot be substituted or replaced. Please keep it in a safe place.

VEGAS
COSMETICS

BODY  FORMER
Waterproof